

# Grouping Rocks

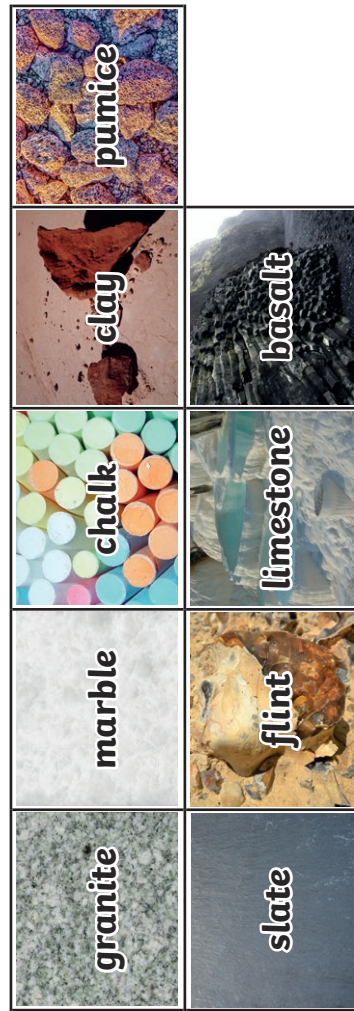
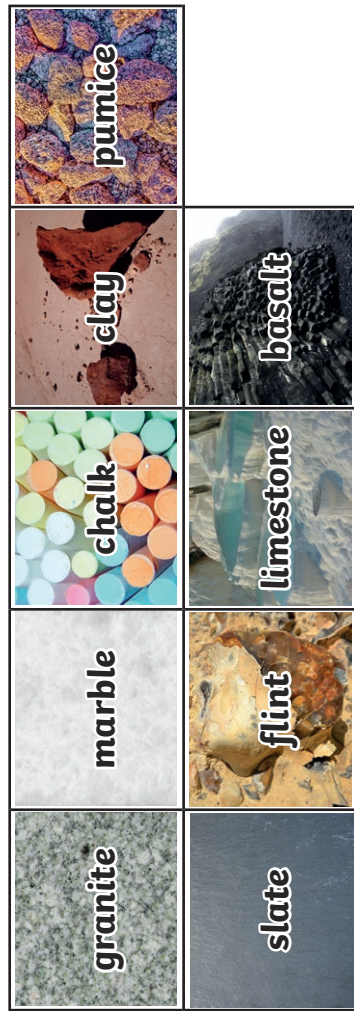


Label the three columns, cut out the rocks and group them under which type of rock they are:

Using what you have learned about the properties of rocks, choose a category and label the two boxes. Cut out the pictures of rocks and stick them under the correct heading.










<b>Permeable</b> – allows liquids and gases to flow through it	<b>Impermeable</b> – does not allow liquids and gases to flow through it

Now, choose another category and group the rocks under the correct heading.













# Grouping Rocks Answers

Cut out the rocks and group them under which type of rock they are:

Igneous	Sedimentary	Metamorphic
  	   	 

Using what you have learned about the properties of rocks, cut out the pictures of rocks and stick them into the correct column:

<b>Permeable</b> – allows liquids and gases to flow through it	<b>Impermeable</b> – does not allow liquids and gases to flow through it
   	    

Now, choose another category and group the rocks based on those properties. Label each box first and then add the rocks.

**Answers will vary – accept any that are correct.**